


**LPG**

# FL4C50-65

5,000 - 6,500 lbs. Capacity  
LPG Cushion Forklift



Why choose between price and quality **WHEN YOU CAN HAVE BOTH!**



## HIGHLIGHTS

- ▶ On-demand fully hydrostatic power steering (FHPS)
- ▶ 4-Way hydraulics to carriage
- ▶ Side-shift
- ▶ Intelligent buffering
- ▶ Multi-function LED Display: Speed, travel direction, fuel indicator, engine temp, oil pressure, odometer, hour meter, parking brake and more
- ▶ Spacious operator cab
- ▶ Deluxe suspension seat
- ▶ Tilt steering column
- ▶ Operator Presence System (OPS) for safe operation
- ▶ Tilt cylinder boots
- ▶ Safety Blue light
- ▶ LED rear work light, headlights, and strobe
- ▶ Rear grab bar with horn
- ▶ Easy serviceability

## FL4C50-65

**5,000 - 6,500 lbs. Capacity**  
LPG Cushion Forklift

The FL4C50-65 Series are highly efficient, durable LPG Cushion Tire forklifts. They are designed to move high volumes and big loads reliably. The mast system, front/rear axles, chassis and overhead guard are engineered for the toughest conditions. Applications can include warehouses, manufacturing facilities, distribution centers and other applications with smooth floors. These high performance, low maintenance forklifts deliver improved productivity while ensuring operator comfort throughout the entire shift.

**SIMPLE. SOLID. SMART.**

Compact design and stacked counterweight enables precise operation within confined spaces, providing excellent right angle stacking.



# RELIABILITY AND SAFETY



Heavy-duty steel chassis, axles, mast and overhead guard deliver high strength and stability for high lifting heights and heavy loads.



Radiator's aluminum plate fin heat dissipation system keeps engine running reliably, even in the most demanding applications.



Multi-functional LCD display provides comprehensive operating information and real-time monitoring.



Operator Presence System (OPS) — When operator is not in seat, the hydraulic lift and tilt controls automatically lock out and traveling is disabled.



High-angle cast axles increase the bearing load and reduce the turning radius, while prolonging vehicle service life.



SHIMADZU multi-way valves provide load feedback while operating to ensure stability and reliability.




**GREAT VISIBILITY. ERGONOMIC. QUIET.**



Mast layout is optimized for a wide view and clear visibility while operating.



The large, ergonomic cab and user-friendly design ensures operator comfort throughout the entire work shift. Low entrance height provides operator easy and safe access.



New narrow-groove steel mast is designed to strengthen the mast while reducing the overall vehicle weight and improving operator visibility.

Deluxe suspension, fully adjustable seat reduces vibration to the driver to effectively reduce driver fatigue for all sizes of operators.

# GREAT VISIBILITY. ERGONOMIC. QUIET.



The angle of the steering column is easily adjusted with a lever on the left-hand side of the steering column.



Equipped with LED lamps: LED rear work lights, headlights, strobe and safety blue light. Bright light with low power consumption provides excellent visibility.



Optimized pedal position gives operator comfort throughout the entire work shift while reducing operator fatigue.



(2) USB connectors for charging and powering of additional devices during operations.



Angled exit ports direct engine air away from the operator and the cab to help operators stay cool.



Automotive-style levers for headlights and turn signals operate like a car. Easy and intuitive operating controls shorten learning time.

## EASY MAINTENANCE

Gain rapid access to engine and other components with an air spring assisted engine cover and integrated hood lock. Opens wide to allow for complete access.



Swing-out LPG tank bracket allows for fast and easy tank replacement. Minimizes operator down time



Removable left and right guard plates provide quick access when maintenance is required.



Transmission oil filter can be accessed through a small cover on the foot plate inside the operator cab.

# HIGH EFFICIENCY AND PERFORMANCE



## Hyundai HMC2.4L Engine 60.8 HP/2,600 rpm

**High Power Engine - Hyundai HMC2.4L**  
High performance, durability and excellent fuel efficiency.

Model: L4KB

Number of cylinders: 4

Bore x Stroke: 88mm x 97mm

Displacement: 2.4L / 2359cc

Rated output: 45.4(60.8hp)/2600kw/rpm

Rated torque: 178.9/2000N.m/rpm

Powerful high-output engine provides excellent acceleration, gradeability and fast travel speed. A wide gear transmission increases durability and extends operational lifespan.





## ENVIRONMENTALLY FRIENDLY



NOBLELIFT's LPG engines meet the tough EPA Tier IV Final and EU Stage V emission regulations for engine exhaust emissions.

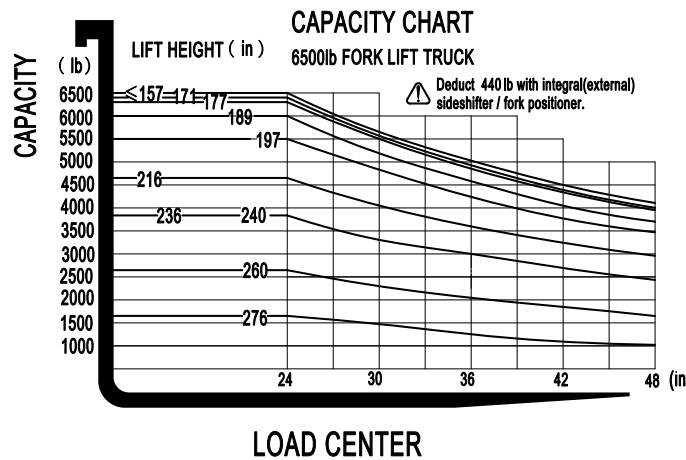
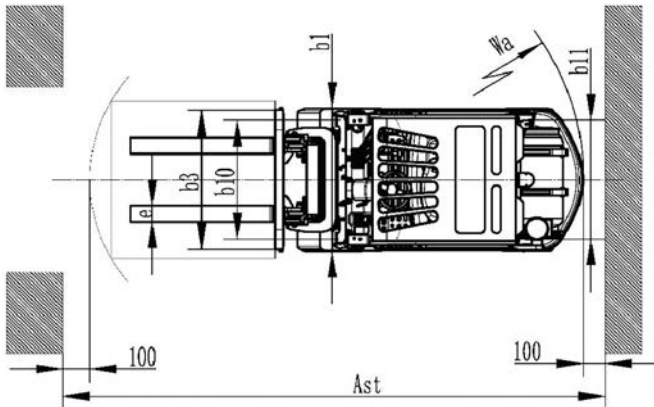
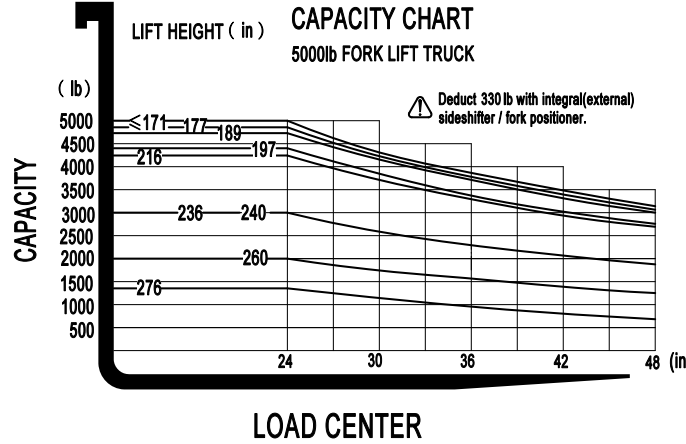
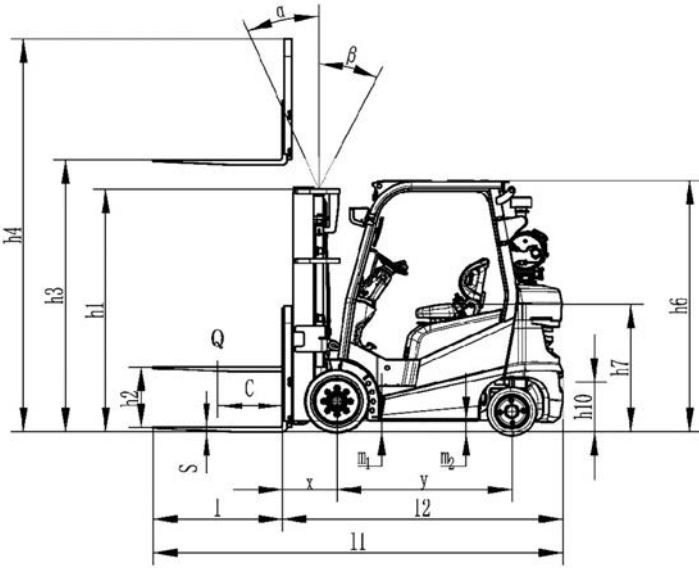
NOBLELIFT has used environment friendly materials when possible — Including non-asbestos brake shoes and a new type of sealing gasket. We are committed to pursuing a clean environment.



**Mast Table FL4C50-65**

Designation	Lift height h3 (in)		Free lift h2 (in)		Closed mast height h1 (in)		Extended mast height h4 (in)		Tilt forward / backward a/b (°)	Capacity table (lb) C=24in without sideshift single cushion tires	
	FL4C50	FL4C65	FL4C50	FL4C65	FL4C50	FL4C65	FL4C50	FL4C65		FL4C50-65	FL4C50
Two-stage ZT	98	98	5.3	5.3	71.7	71.7	135.6	142.8	6 / 8	5,000	6,500
	118	118	5.3	5.3	81.5	81.5	155.3	162.5	6 / 8	5,000	6,500
	130	130	5.3	5.3	87.4	87.4	167.1	174.3	6 / 8	5,000	6,500
	138	138	5.3	5.3	91.3	91.3	175.0	182.2	6 / 8	5,000	6,500
	146	146	5.3	5.3	95.3	95.3	182.9	190.1	6 / 8	5,000	6,500
	158	158	5.3	5.3	103.1	103.1	194.7	201.9	6 / 6	5,000	6,500
	169	169	5.3	5.3	109.1	109.1	206.5	213.7	6 / 6	5,000	6,410
	177	177	5.3	5.3	113.0	113.0	214.4	221.6	6 / 6	4,910	6,350
Two-stage ZZ	98	98	34.4	29.0	71.7	71.7	135.6	142.8	6 / 8	5,000	6,500
	118	118	44.3	38.9	81.5	81.5	155.3	162.5	6 / 8	5,000	6,500
	130	130	50.2	44.8	87.4	87.4	167.1	174.3	6 / 8	5,000	6,500
	138	138	54.1	48.7	91.3	91.3	175.0	182.2	6 / 8	5,000	6,500
	146	146	58.1	52.6	95.3	95.3	182.9	190.1	6 / 8	5,000	6,500
	158	158	65.9	60.5	103.1	103.1	194.7	201.9	6 / 6	5,000	6,500
Three-stage DZ	158	158	36.8	33.9	74.0	76.6	194.7	201.9	6 / 6	5,000	6,500
	171	171	41.7	38.9	78.9	81.6	208.8	215.7	6 / 6	5,000	6,390
	177	177	43.7	40.8	80.9	83.5	214.4	221.6	6 / 6	4,910	6,300
	189	189	47.6	44.8	84.8	87.4	226.2	233.4	6 / 6	4,800	6,000
	197	197	50.6	50.4	87.8	93.0	234.1	241.3	6 / 6	4,400	5,500
	217	217	57.5	59.6	94.7	102.2	253.7	260.9	6 / 6	4,300	4,630
Four-stage DZ	240	240	46.9	41.4	84.1	84.1	277.4	284.6	6 / 6	3,000	3,850
	260	260	51.8	46.3	89.0	89.0	297.0	304.3	6 / 6	2,000	2,640
	276	276	58.9	53.4	96.1	96.1	312.8	320.0	6 / 6	1,340	1,650

Side shift fork positioner - reduce 330lbs (model FL4C50) and 440lbs (model FL4C65) for loading capacity.



Identification				
1.1	Manufacturer		NOBLELIFT	
1.2	Model		FL4C50	FL4C65
1.3	Drive (electric – battery or mains, diesel, petrol, gas, manual)		LPG	
1.4	Type of operation (hand, pedestrian, standing, seated, order picker)		Seated forklift	
1.5	Load capacity / rated load	Q (lb)	5,000	6,500
1.6	Load center distance	C (in)	24	
1.8	Load distance, center of drive axle to fork	x (in)	17.1	18.2
1.9	Wheel base	y (in)	57.1	
Weights				
2.1	Service weight including engine	lb	8,468	9,915
2.2	Axle loading, laden front / rear	lb	11,774 / 1,684	14,309 / 2,098
2.3	Axle loading, unladen front / rear	lb	3,223 / 5,246	3,063 / 6,853
Wheels, Chassis				
3.1	Tires (solid rubber, superelastic, pneumatic, polyurethane)		Solid rubber	
3.2	Tire size, front		21x7-15	21x8-15
3.3	Tire size, rear		16x6x10.5	
3.5	Wheels, number front / rear (x = driven wheels)		2x / 2	
3.6	Track width, front	b10 (in)	35.5	36.1
3.7	Track width, rear	b11 (in)	35.9	
Basic Dimensions				
4.1	Mast / fork carriage tilt forward / backward	a/b (°)	6 / 8	
4.2	Lowered mast height	h1 (in)	80.9	
4.3	Free lift	h2 (in)	4.3	4.5
4.4	Lift height	h3 (in)	118.1	
4.5	Extended mast height	h4 (in)	158.7	159.8
4.7	Overhead load guard (cab) height	h6 (in)	83.5	
4.8	Seat height / standing height	h7 (in)	42.2	
4.12	Coupling height	h10 (in)	16.4	
4.19	Overall length	l1 (in)	133.6	137
4.20	Length to face of forks	l2 (in)	133.6	94.9
4.21	Overall width	b1 (in)	42.5	44.1
4.22	Fork Dimensions	s/e/l (in)	1.6 / 4.7 / 42	1.8 / 4.8 / 42
4.24	Fork carriage width	b3 (in)	41.7	44.1
4.31	Ground clearance, under mast, laden	m1 (in)	3.5	
4.32	Ground clearance, center of wheelbase	m2 (in)	3.7	
4.33	Right angle stack with 40x48 pallet	Ast (in)	134.8	139.1
4.34	Right angle stack with 32x48 pallet	Ast (in)	142.7	146.9
4.35	Turning radius	Wa (in)	78.3	81.5
Performance Data				
5.1	Travel speed, laden / unladen	mph	9.3 / 9.6	9.0 / 9.6
5.2	Lift speed, laden / unladen	fpm	102 / 106	85 / 89
5.3	Lowering speed, laden / unladen	fpm	90 / 100	96 / 102
5.5	Max. Drawbar pull, laden / unladen	lbf	40,750	41,463
5.7	Max. Gradient performance, laden / unladen	%	28.9	24
5.10	Service brake		Hydraulic	
Engine				
6.1	Engine model		HMC 2.4L T3 LPG	
6.2	Rated output / rpm	HP/rpm	60.8 / 2,600	
6.3	Rated torque / rpm	lbf/rmp	132 / 2,000	
6.4	Number of cylinders		4	
Other Details				
7.1	Battery (voltage / capacity)	V/Ah	12 / 60	
7.2	Operating pressure for attachments	psi	2,683	
7.3	Oil volume for attachments	l/min	36	

NOBLELIFT reserves the right to make technical changes and improvements to our products to maintain or enhance the quality, delivery, and efficiency.

# A GLOBAL LEADER

NOBLELIFT is a global leader in Lithium Technology. We manufacture more than 200 categories and around 30 series of each product. Our products are designed to meet different application demands and are well accepted by our customers in more than 100 countries and regions in Europe, America, Asia, Africa and more.

**Products include:** sit-down forklifts, rough terrain forklifts, narrow aisle forklifts, walkie-stackers, order pickers, electric pallet trucks, scissor lifts, tuggers, tow tractors, scrubbers, sweepers, lift tables, manual pallet jacks and more.



FORKLIFTS



NARROW AISLE



STACKERS



POWERED PALLET TRUCKS



SCISSOR LIFTS



TUGGERS



SCRUBBERS

## NOBLELIFT NORTH AMERICA

2475 S. Wolf Road  
Des Plaines, IL 60018  
T: 847-595-7100  
F: 847-595-7200  
sales@nobeliftna.com  
www.nobeliftna.com



Website

AUTHORIZED DEALER